

AVT, AST

VITREOUS or SILICONE

12 WATTS thru 225 WATTS

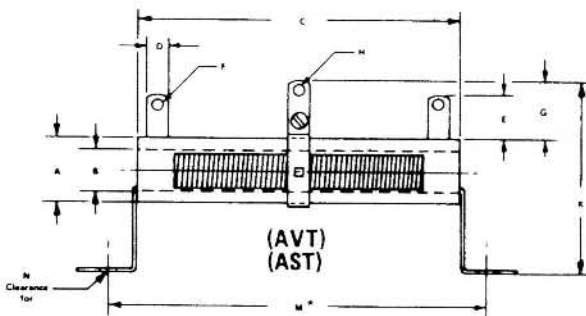


TYPE	WATT	CORE			TERMINAL			ADJ. BAND		MOUNTING		
		A	B	C	D	E	F	G	H	K	M*	N
+AVT-10	12	5/16	3/16	1 3/4	3/16	7/16	.104	1/2	.104	15/16	2 3/16	6-32
+AVT-25	25	9/16	5/16	2	1/4	9/16	.166	11/16	.166	1 11/16	2 3/4	8-32
AVT-25A	30	3/4	1/2	2	1/4	9/16	.166	11/16	.166	2 5/16	2 7/8	10-32
AVT-25B	30	5/8	29/64	2	1/4	9/16	.166	11/16	.166	1 11/16	2 5/8	8-32
+AVT-50	50	9/16	5/16	4	1/4	9/16	.166	11/16	.166	1 11/16	4 3/4	8-32
AVT-50A	60	3/4	1/2	4	1/4	9/16	.166	11/16	.166	2 5/16	4 7/8	10-32
AVT-50B	70	3/4	35/64	4 1/2	1/4	9/16	.166	11/16	.166	2 5/16	5 3/8	10-32
+AVT-75	75	9/16	5/16	6	1/4	9/16	.166	11/16	.166	1 11/16	6 3/4	8-32
AVT-75A	90	3/4	1/2	6	1/4	9/16	.166	11/16	.166	2 5/16	6 7/8	10-32
+AVT-100	100	3/4	1/2	6 1/2	1/4	9/16	.166	11/16	.166	2 5/16	7 3/8	10-32
AVT-130	130	1 1/8	3/4	6 1/2	5/16	5/8	.166	7/8	.166	2 13/16	7 3/8	10-32
+AVT-160	175	1 1/8	3/4	8 1/2	5/16	5/8	.196	7/8	.166	2 13/16	9 3/8	10-32
+AVT-200	225	1 1/8	3/4	10 1/2	5/16	5/8	.196	7/8	.166	2 13/16	11 3/8	10-32

NOTE: The above chart applies to both vitreous and silicone coated resistors. The type nomenclature shown is for vitreous coating. When ordering silicone, substitute the letter S for the letter V in the type.

EXAMPLE: AVT = VITREOUS - AST=SILICONE

\* Mounting centers shown are normal dimensions when using MEI standard friction-grip mounting brackets. Built-in spring allows for minor variations in this dimension.  
+ Standard sizes.



**SPECIALS:** A wide variety of special resistor core sizes are available. Also, tapped, combination fixed and adjustable resistors can be made to your specifications. For further information on your specific requirements, please contact our sales office.

### OPTIONAL FEATURES AVAILABLE

**RESISTANCE TOLERANCE:** Standard tolerance for all adjustable resistors is  $\pm 10\%$ . If other than standard tolerance is required, add this tolerance to part number. (See Below)

**MOUNTING BRACKETS:** Push-in friction-grip mounting brackets are available, as shown above. When required, add "BKTS" to part number. (See Below)

**QUICK CONNECT TERMINALS:** Resistors with a core O.D. of 9/16 or 3/4 inch can be supplied with Quick Connect Terminals except for the adjustable band. When required, add "QC" to the part number. (See Below)

### ORDERING INFORMATION

AVT-10 - 250 - 1% - QC - BKTS

TYPE  
V=VITREOUS  
S=SILICONE

RESISTANCE  
VALUE

ADD FOR  
SPECIAL  
TOLERANCE

ADD FOR  
QUICK  
CONNECT

ADD FOR  
STANDARD  
BRACKETS


AVT, AST

VITREOUS or SILICONE

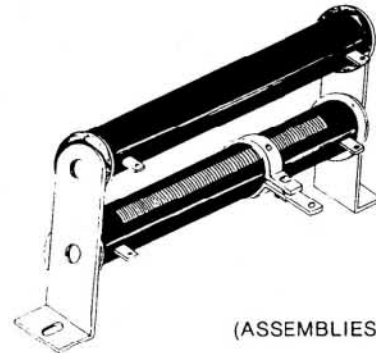
12 WATTS thru 225 WATTS



(STANDARDS)



(SPECIALS)



(ASSEMBLIES)

## ENGINEERING DATA AND SPECIFICATIONS

**CORE:** Ceramic

**COATING:** Available in vitreous enamel or silicone. (See ordering information.)

**STANDARD TERMINALS:** Terminals are suitable for solder or bolt connections.

**QUICK CONNECT TERMINALS:** Resistors with a core O.D. of 9/16 or 3/4 can be supplied with quick connect terminals except for the adjustable band. When required add "QC" to the part number. (See ordering information.)

**STANDARD MOUNTING HARDWARE:** Push in, friction-grip mounting brackets as shown are available. (See ordering information.)

**SPECIAL MOUNTING HARDWARE:** Vertical and horizontal thru-bolt mounting hardware with mica or ceramic bushing for high voltage applications are available. Multiple resistor mounting brackets and live mounting brackets can also be supplied. (Contact factory for ordering information.)

**TEMPERATURE COEFFICIENT:**  $0 \pm 400$  ppm/ $^{\circ}$ C 1 Ohm to 20 Ohms.  $0 \pm 260$  ppm/ $^{\circ}$ C 20 Ohms or above. (Special TC's available. Consult factory.)

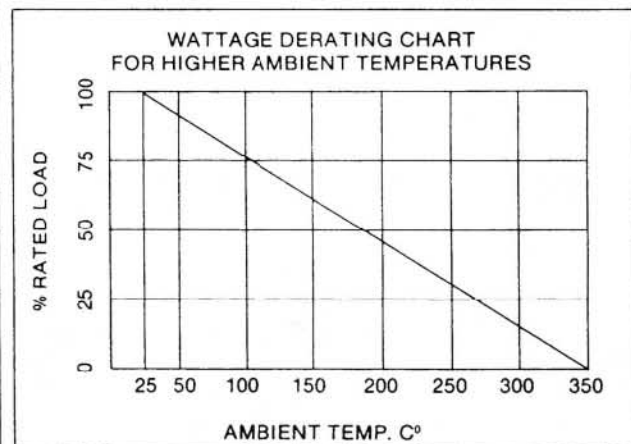
**DIELECTRIC WITHSTANDING VOLTAGE:** Measured from terminals to mounting brackets. 1000 VAC.

**INDUCTANCE:** Parts have single layer inductive winding.

**OVERLOAD:** 10 x rated wattage for 5 seconds.

**TOLERANCE:**  $\pm 10\%$  is standard. Special tolerances available. (See ordering information.)

**DERATING:** Wattage rating is based on 25 $^{\circ}$ C free air rating. For higher ambient temperatures, use chart below.



**SPECIALS:** A wide variety of special resistor core sizes are available. Also, tapped, combination fixed and adjustable resistors can be made to your specifications. For further information on your specific requirements please contact our sales office.