

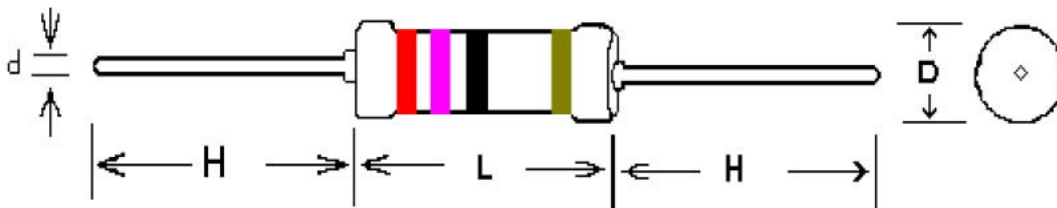
PULSE PROTECTIVE RESISTOR



RPP-1/6, 1/4, 1/2, 1, 2

FEATURES

This series is applied in high-frequency, sharp-impulse circuits, such as, missile detonators, fuel ignition systems, etc. RPP resistors can often replace carbon composition resistors. And comparing to carbon composition resistors, this series offers every better aspect of performance. Standard resistance tolerance 5%.



DIMENSIONS: Unit: mm

Type	Body Length (L)	Body Diameter (D)	Lead Wire Length (H)	Lead Wire Diameter (d)	Net Weight Per 1000pcs
RPP-1/6	3.2 ± 1.0	1.9 ± 0.2	28 ± 3.0	0.45 ± 0.02	145 Grams
RPP-1/4	6.5 ± 1.0	2.6 ± 0.3	26 ± 3.0	0.55 ± 0.02	300 Grams
RPPS-1/2	6.5 ± 1.0	2.6 ± 0.3	26 ± 3.0	0.55 ± 0.02	300 Grams
RPP-1/2	8.8 ± 1.0	3.2 ± 0.2	26 ± 3.0	0.7 ± 0.03	340 Grams
RPP-1	10.5 ± 1.0	3.5 ± 0.5	28 ± 3.0	0.7 ± 0.03	500 Grams
RPP-2	13.5 ± 1.0	5.0 ± 0.5	30 ± 3.0	0.8 ± 0.03	1050 Grams

GENERAL SPECIFICATIONS:

Type	Power Rating at 70°C	Max. Working Voltage	Max. Permissible Surge Voltage at 1.2/10µs	Min. Resistance	Max. Resistance	Resistance Tolerance	Standard Resistance Values
RPP-1/6	1/6 W	250 V	5 KV	10 Ω	1 MΩ	±5%	E-24
RPP-1/4	1/4 W	250 V	7 KV	10 Ω	4.7 MΩ	±5%	E-24
RPPS-1/2	1/2 W	250 V	7 KV	10 Ω	4.7 MΩ	±5%	E-24
RPP-1/2	1/2 W	350 V	10 KV	2.2 Ω	4.7 MΩ	±5%	E-24
RPP-1	1 W	350 V	15 KV	10 Ω	4.7 MΩ	±5%	E-24
RPP-2	2 W	400 V	20 KV	10 Ω	4.7 MΩ	±5%	E-24

Special sizes, values, and specifications not listed available on special order.

PART NUMBERING SYSTEM:

RPP	-	1/4	5%	2R2	TR	
Type		Rated Power (W)	Resistance Tolerance	Resistance Tolerance	Packaging	
RPP		1/6	5%	Code	Description	
RPPS		1/4		2R2	2.2 Ω	
		1/2		2K2	2.2 KΩ	
		1		22K	22 KΩ	
		2		4M7	4.7 MΩ	
					TR	Tape & Reel

PULSE PROTECTIVE RESISTOR



RPP-1/6, 1/4, 1/2, 1, 2

TECHNICAL SUMMARY:

Characteristics		Limits
Power Derating, Linear		100% @ < +70°C, 0% @ +155°C
Dielectric Withstanding Voltage, VAC or DC		RPP-1/6: 300
		RPP-1/4, RPP-1/2, RPPS-1/2, RPP-1: 600
		RPP-2: 700
Temperature Coefficient	2.2 Ω ~ 360 KΩ	±750 PPM
	390KΩ ~ 4.7 MΩ	±1200 PPM
Operating Temperature Range, °C		-55 ~ +150
Insulation Resistance, MΩ		> 10 ⁴

PERFORMANCE SPECIFICATIONS:

Characteristics		Limits							
Short Time Over Load		±(1% ± 0.05R)							
Humidity		±(3% ± 0.05R)							
Load Life in Humidity		±(5% ± 0.05R)							
Load Life (at 70°C)		±(5% ± 0.05R)							
Resistance to Soldering Heat		±(1% ± 0.05R)							
Solderability		95% Min.							
Terminal Strength		±(1% ± 0.05R)							
Vibration		±(1% ± 0.05R)							
Thermal Shock		±(2% ± 0.05R)							
Shelf Life		±(1% ± 0.05R)							
Surge Test: Surge voltage= $\sqrt{(2400 \times P \times R)}$ DC <i>P is power rating, R is resistance value, surge voltage is not more then listed at right</i> Surge spec = 1.2/50μs Period = 1 sec Number of surges = 50		<table border="1"> <tr> <td>RPP-1/6: 5KV</td> <td rowspan="6">±5%</td> </tr> <tr> <td>RPP-1/4: 7KV</td> </tr> <tr> <td>RPP-1/2: 7KV</td> </tr> <tr> <td>RPPS-1/2: 10KV</td> </tr> <tr> <td>RPP-1: 15KV</td> </tr> <tr> <td>RPP-2: 20KV</td> </tr> </table>	RPP-1/6: 5KV	±5%	RPP-1/4: 7KV	RPP-1/2: 7KV	RPPS-1/2: 10KV	RPP-1: 15KV	RPP-2: 20KV
RPP-1/6: 5KV	±5%								
RPP-1/4: 7KV									
RPP-1/2: 7KV									
RPPS-1/2: 10KV									
RPP-1: 15KV									
RPP-2: 20KV									

PULSE PROTECTIVE RESISTOR



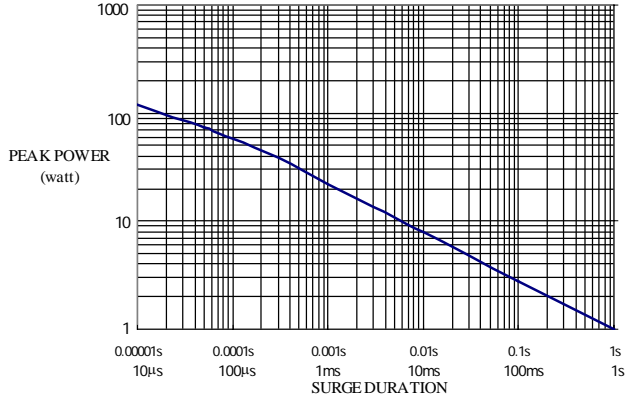
RPP

RPP-1/6, 1/4, 1/2, 1, 2

LEADFREE
RoHS Compliant

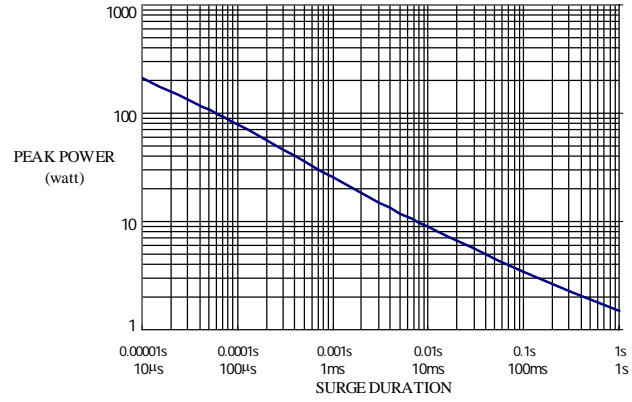
RPP-1/6

SURGE PERFORMANCE



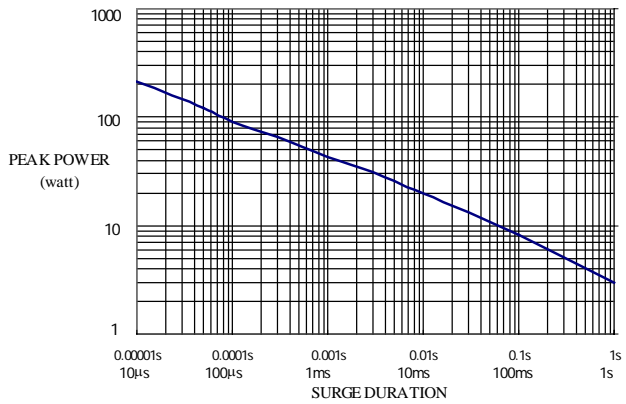
RPP-1/4

SURGE PERFORMANCE



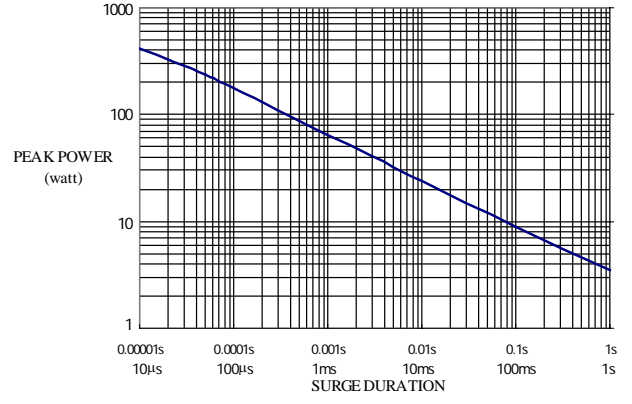
RPP-1/2

SURGE PERFORMANCE



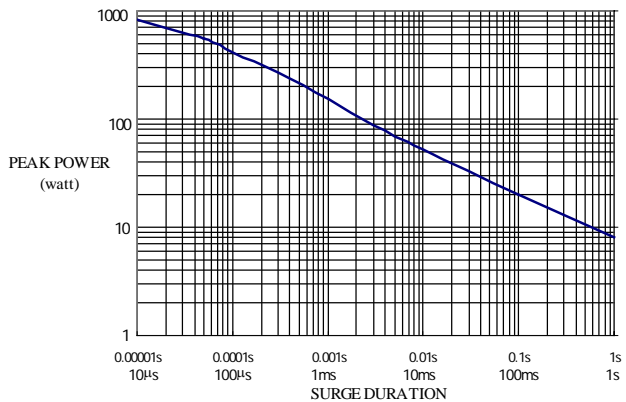
RPPS-1/2

SURGE PERFORMANCE



RPP-1

SURGE PERFORMANCE



RPP-2

SURGE PERFORMANCE

